

# Body Signing

## Learn The Notes By Signing With The Body



**ViolinSchool  
MusicLand**


[www.ViolinSchool.com](http://www.ViolinSchool.com)

Learn notes quickly by tapping different parts of your body with both hands. Each part of the body represents a different note!


**G** - tap the front of your **upper legs**:




**D** - tap your **tummy**:



**A** - tap your face (**cheeks**):



**E** - tap the top of your **head**:



## Activities

1) **Sing** and **Sign** the notes **G, D, A** and **E**

Try it slowly first! Tap each note 4 times: **G G G G D D D D A A A A E E E E**

2) **Sing** and **Sign** the notes in a different order

Sing the notes in backwards order **E, A, D, G**

3) **Follow The Leader**

Take turns to be the leader of the group. The leader signs and sings a note 4 times, which everyone repeats. Then change the leader!