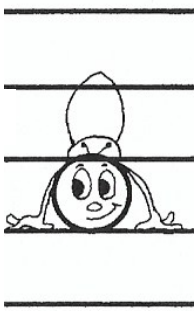


# Notes A and D



## How to write notes A and D on the staff

This is how we write the notes **A** and **D** on the staff:

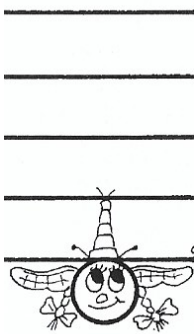
**Alfie** says: Write the **A** on the **second space up!**




A lives on the 2nd space up. **Draw** a treble clef and some As below.



**Dora** says: Write the **D** underneath the bottom line!

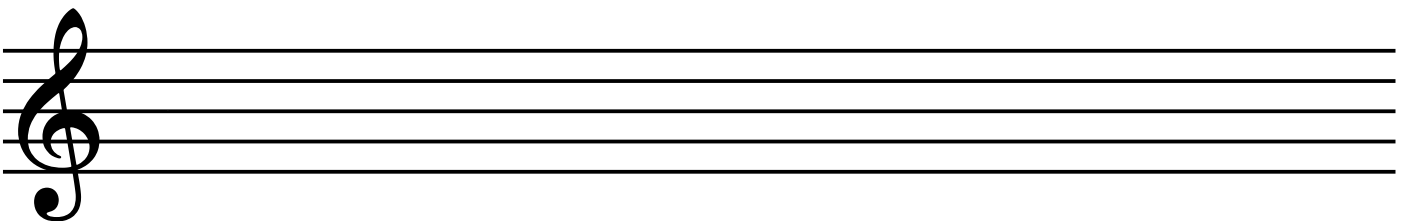


D lives under the staff. **Draw** a treble clef and some Ds below.



## Activities

1) **Create your own piece** by adding **Ds** and **As** in any order:



2) **Play** what you have written!