

# G Major, Two Octaves

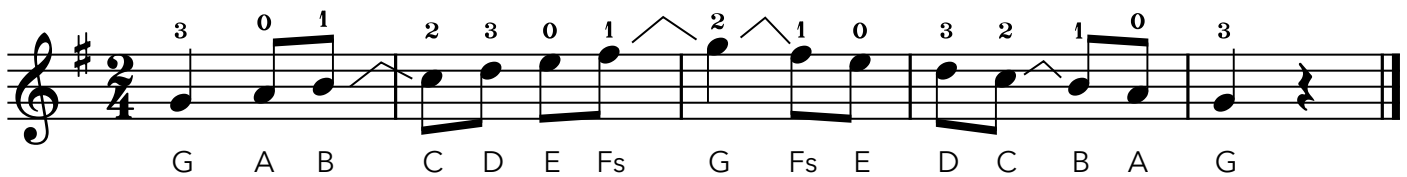
## Scales using Finger Patterns 1 & 2




ViolinSchool  
MusicLand

www.ViolinSchool.com


To play a **2 Octave scale of G**, you will use Finger Pattern 2 for the top octave. Start on 3rd Finger G, and play all the way up to the top G.



G Major, 2 Octave Scale:



G Major, 2 Octave Arpeggio:



## Activities

- 1) **Play** the top octave before playing the 2 octave scale
- 2) **Add** slurs to the quavers and then play through
- 3) **Say** the note names as you **play**
- 4) **Tap** and say the finger numbers of the arpeggio
- 5) **Play** through saying the note names