

# Quantum Leaps

## - Intonation Exercises -




**VIOLIN  
SCHOOL**

[www.ViolinSchool.com](http://www.ViolinSchool.com)


### Open G and Stopped G (on the D string)






Four staves of musical notation in 4/4 time, each containing eight measures. The first staff is for the 3rd finger (labeled '3'), the second for the 2nd finger (labeled '2'), the third for the 1st finger (labeled '1'), and the fourth for the 4th finger (labeled '4'). Each measure contains a pair of notes: an open G string note and a stopped G note on the D string, with a double bar line at the end of each measure.






### Open D and Stopped D (on the A string)



Two staves of musical notation in 4/4 time, each containing eight measures. The first staff is for the 3rd finger (labeled '3'), and the second for the 2nd finger (labeled '2'). Each measure contains a pair of notes: an open D string note and a stopped D note on the A string, with a double bar line at the end of each measure.




### Open A and Stopped A (on the E string)





## Open A and Stopped A (on the G string)

3



## Open E and Stopped E (on the D string)



## Open G and Stopped G (on the E string)



#### 4 Open D and Stopped D (on the E string)

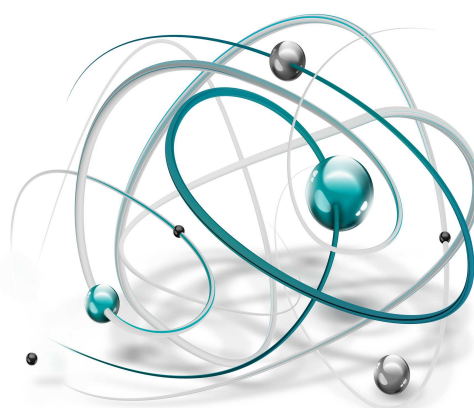
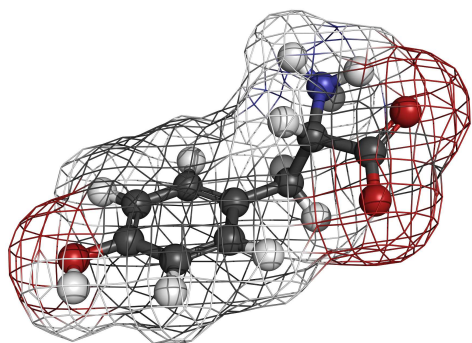
Four staves of musical notation in 4/4 time, each containing a sequence of notes and rests. The notes are marked with fingerings (0, 4, 3, 2, 1) above them, indicating the fret position and finger used. The notes are played on the E string.

Staff 1: 0, 4, 0, 4, 0, 4, 0, 4, 0, 4, 0, 4, 0, 4

Staff 2: 0, 3, 0, 3, 0, 3, 0, 3, 0, 3, 0, 3, 0, 3

Staff 3: 0, 2, 0, 2, 0, 2, 0, 2, 0, 2, 0, 2, 0, 2

Staff 4: 0, 1, 0, 1, 0, 1, 0, 1, 0, 1, 0, 1, 0, 1



#### Open G and Stopped G (on the A string)

Four staves of musical notation in 4/4 time, each containing a sequence of notes and rests. The notes are marked with fingerings (4, 3, 2, 1) above them, indicating the fret position and finger used. The notes are played on the A string.

Staff 1: 4, 4, 4, 4, 4, 4, 4, 4

Staff 2: 3, 3, 3, 3, 3, 3, 3, 3

Staff 3: 2, 2, 2, 2, 2, 2, 2, 2

Staff 4: 1, 1, 1, 1, 1, 1, 1, 1