


# First Finger Notes B and E

## On the A and D Strings



ViolinSchool  
MusicLand


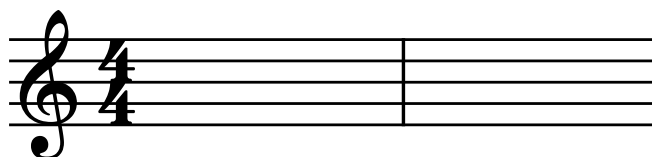

www.ViolinSchool.com



### B for **Bessy**


B sits on the middle line and the tail can go either up or down. B sits next to Open String A on the staff, and is played with the 1st finger.

Here is a 'siren' sound to tap on the A string! **Copy the notes here:**



### E for **Edward**

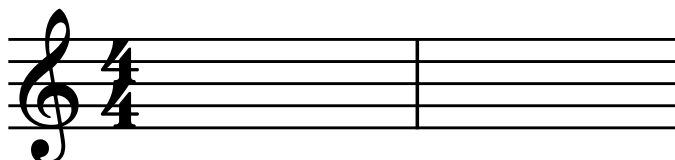

You now know 2 Es! 1st finger on D string (Edward) and Open String E (Enid). Edward's note (low E) sits next to Open String D on the staff.



### Octave - 8 Notes!

Just as an octopus has 8 legs ... the octave is 8 notes apart!

Here is a 'siren' sound to tap on the D string! **Copy the notes here:**



## Activities

- 1) **Tap** and **sing** the siren sounds on both A and D strings.
- 2) **Pluck** the siren sounds and then **play**.