

Bb Major 1 Octave

Scale and Arpeggio

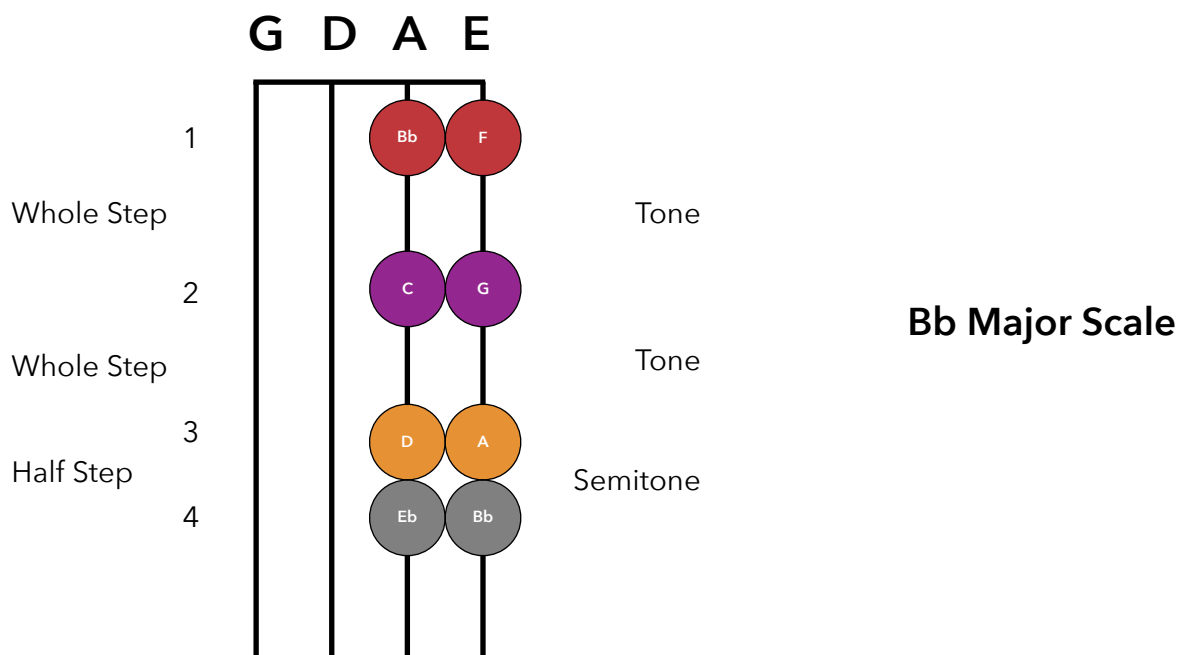


**ViolinSchool
MusicLand**

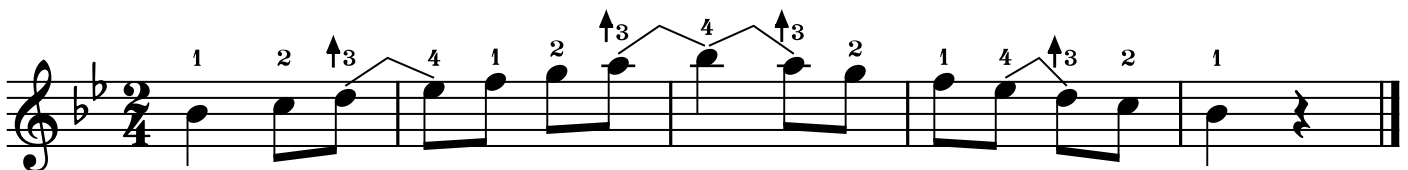
www.ViolinSchool.com

The Scale of **Bb Major** uses **Finger Pattern 3**. The 3rd and 4th finger are always close together (one semitone apart).


The Arpeggio uses the same finger pattern as the scale. Remember your 3rd finger will need to reach upwards by half a step to land on the correct note. Keep the finger relaxed as you stretch - don't let your hand muscles become too tense!



Here are the notes for **Bb Major Scale**. The lines show the semitones.



Here are the notes for **Bb Major Arpeggio**.



Now try playing the scale using the rhythm and bowing below:



Finally, experiment with different **rhythms** and **bowing patterns** as you play the scale.