

G, D and A Major Scales

Revision: Finger Pattern 1



ViolinSchool
MusicLand

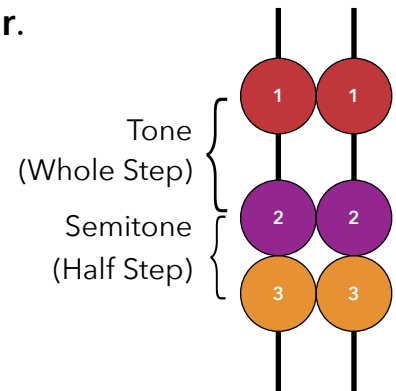
www.ViolinSchool.com

Let's revise the one octave scales of **G**, **D** and **A major**.

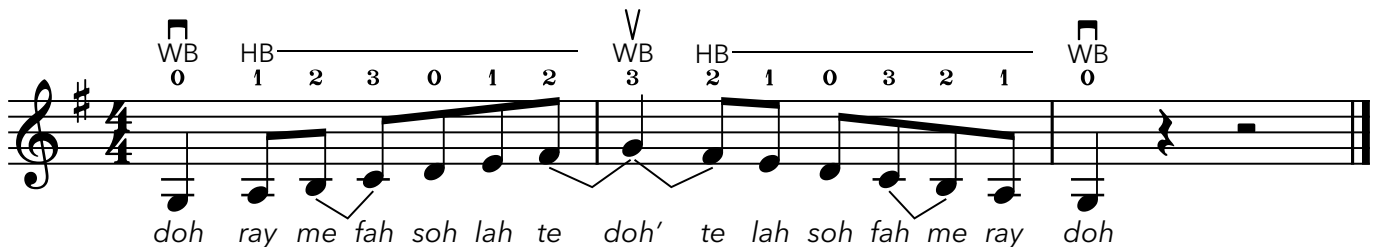
These scales use the finger pattern you see on the right (**Finger Pattern 1**).

Watch out for the 'semitone' (half step) between the 2nd and 3rd fingers!

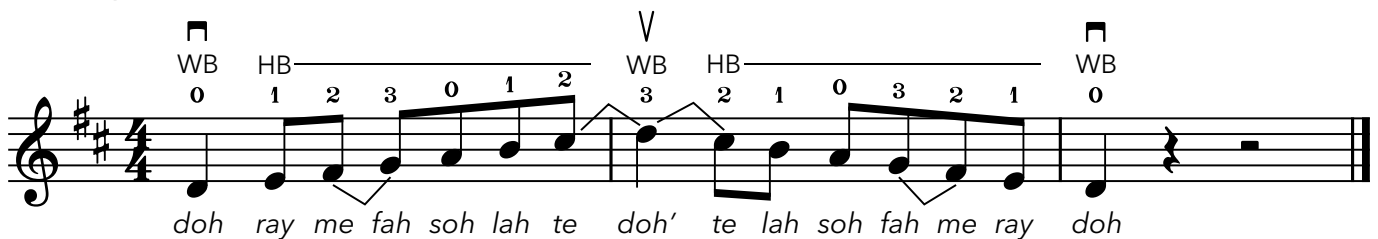
Try this new scale pattern:



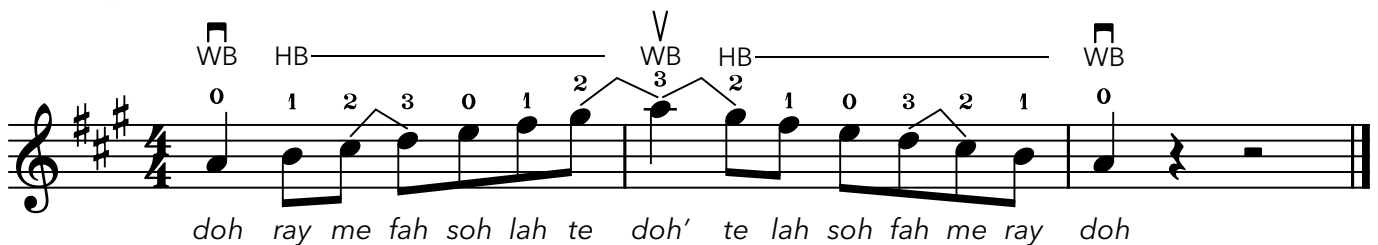
G Major Scale:



D Major Scale:



A Major Scale:



Activities

- 1) **Play** the scales one after another.
- 2) **Sing** the D scale using 'Solfa' names.
- 3) Now **play** all of these scales with slurred bowing (slur the quavers - two notes to a bow).

WB: Whole Bow
HB: Half Bow