

# 2nd & 3rd Finger Notes B and C

## On the G String



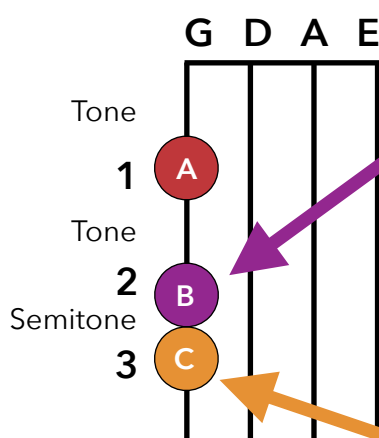
www.ViolinSchool.com




B for **Bertie** (low B)  
Bertie sits below the first ledger line, under the stave.

**B**

There is a **whole tone** between the 1st and 2nd fingers, A and B. You now know 2 Bs:



Interval (distance) of 1 semitone (half step) between B and C



There is only a **semitone** between B and C, so 3rd finger C will sit close to 2nd finger B. You now know 2 C notes:




**Clarence** (C) sits on the 1st ledger line under the stave.

**C**

## Activities

Place your 1st, 2nd and 3rd fingers correctly on the G string.



- 1) **Tap** your fingers on your right arm whilst **singing** the notes.
- 2) Then **sing** the finger numbers, whilst **tapping**.
- 3) **Do** the same but this time **play** on the violin.