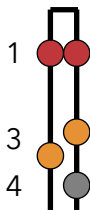


Dominant 7ths on A, E and B




In the Keys of
D, A and E Major




Dominant 7ths are great fun, and easy to play! Look out for the placement of the 3rd finger, which is different on each string.


Dominant 7th
starting on A, in
the key of D major



Dominant 7th
starting on E, in
the key of A major



Dominant 7th
starting on B, in
the key of E major



Activities

- 1) **Play** each dominant 7th slowly, then gradually speed it up.
- 2) **Repeat** each pattern until you can play it from memory!
- 3) **Choose** one dominant 7th, then **alternate** back and forth between the raised 3 on the lower string, and the lowered 3 on the upper string.
- 4) **Revise** the dominant 7ths starting on open G, D, and A (in the keys of C, G and D).
- 5) In your violin practice, **alternate** between the 6 dominant sevenths to become really familiar with both patterns.