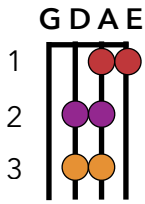


F Major



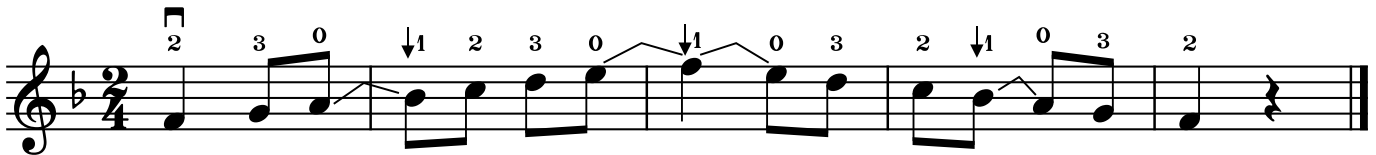
Scale & Arpeggio Key Signature: 1 Flat



F major is a challenging key to play in because it uses Finger Pattern 2, with the 1st fingers extended back on the A and the E string. This is a new pattern.


Here is the scale. The key signature has one flat, Bb.

F major:



To get used to the Finger Pattern, try playing the scale to the rhythm of the words 'Broccoli and carrots'.


Finish the next 2 bars:



Here is the 1 octave arpeggio of **F major**.

Copy it here:

The finger pattern is: **2 - 0 - 2 - ↓1 - 2 - 0 - 2**



Activities

- 1) **Learn** the scale of **F Major** from memory.
- 2) **Complete** the scale of **F Major**, ascending, to the rhythm 'broccoli and carrots'.
- 3) **Sing** the note names of the arpeggio.
- 4) Now **invent** your own rhythm patterns, and play them using the notes of the scale and arpeggio.